

POLYCAB  
SUPER **ROI** FANS



POLYCAB



ABOUT US	03
SETTING GLOBAL BENCHMARKS	05
POLYCAB SUPER ROI FANS	07
CHOOSING THE RIGHT FAN	08
POLYCAB'S FINEST	09
BLDC MOTOR TECHNOLOGY	11
BLDC SERIES	13
SUPER PREMIUM SERIES	33
PREMIUM SERIES	51

STANDARD SERIES	77
HIGH SPEED SERIES	87
TABLE, PEDESTAL & WALL SERIES	101
MULTI-PURPOSE SERIES	109
EXHAUST SERIES	113
FARRATA SERIES	125
APPENDIX	133
POLYCAB UNIVERSE	137

# About us



Halol Experience Center



Polycab India Limited.

We're the leading name in India for wires and cables. We're everywhere you need us, with over 4,300 stores and 2,05,000 shops across India. Beyond that, our products are used in over 80+ countries. We're more than just wires. We have 28 manufacturing facilities across India, making the power that fuels your daily routine. We've got over 14 offices and 28 warehouses and depots to keep things running smoothly, so you get what you need, fast. We value substance, not just style. As a company with great business practices, you're our number one priority. Happy customers make us happy. Our 4,400+ amazing employees work hard to bring you the best quality and safest products that power your home. We like to give back to communities and protect the environment while we're at it.

## No. 1

Manufacturer of cables and wires in India

## 28

State-Of-The-Art Manufacturing Facilities

## Manufacturing Capacity

- 6 Million KM of cables
- 9 Million Fans
- 24 Million Switchgears
- 12 Million Switches



500+ Service Centers Across India



World-class Design and Development Centre



Export Presence in 80 Countries



NABL ISO 17025 Certified R&D Centre



In-house Software and Hardware Development Centre

# SETTING GLOBAL BENCHMARKS IN MANUFACTURING



Since 1964, Polycab has been at the forefront of innovation, evolving from India's largest wires and cables manufacturer to a leading end-to-end electrical solutions brand.

Our extensive range of fans, including ceiling, table, pedestal, wall, exhaust, and farrata fans, are produced in state-of-the-art factories in Roorkee and Halol. Designed to exceed global standards, every Polycab fan delivers exceptional quality and performance.





### **Automated Copper Winding**

- Fully automated process for guaranteed perfection.
- 99.999% pure copper in each heavy-duty winding.

### **Perfect Dimensions and Angles**

- High-quality aluminium for fan blades, top, and bottom covers.
- CNC machines ensure precise dimensions.
- Optimal blade angles for higher air velocity and even distribution.

### **In-House BLDC Fan Manufacturing**

- Specialized plant at Roorkee for superior quality and durability.

### **In-House Automated Air Delivery Testing Lab**

- Rigorous testing for air delivery and distribution
- Ensures superior air delivery of 225 CMM to 280 CMM for every Polycab fan.

### **Automatic Robotic Paint Shop (Imported from ITW GEMA, Switzerland)**

- Precise and uniform coating of fan parts
- Wide colour choices with high-grade laminated cover for surface protection.

### **Backward Integration**

- Complete control over electronics manufacturing
- Reduces dependency on external vendors for PCB circuitries.

# POLYCAB

## SUPER ROI FANS

Super ROI Fans deliver exceptional value by combining energy efficiency, high performance, and stylish design. Powered by BLDC technology, they offer up to 50% energy savings\* without compromising airflow. With sleek, modern designs and multiple colour options, these fans reduce costs, enhance comfort, and elevate your space.



### Return on Technology

- Up to 50% energy and electricity bill savings.



### Return on Product

- 100% copper-winding motor for optimal performance.
- Up to 4 years of warranty for peace of mind.
- More than 30 colours to match your preference.
- Modern designs to complement any décor.



### Return on Performance

- 25% higher air delivery for instant relief.
- 25-speed settings to suit your precise requirements.
- Reverse rotation for enhanced comfort during winters.
- Breeze mode that replicates a natural airflow experience.



Scan the QR code for an immersive journey into the world of Super ROI Fans.

Powered by BLDC Technology

\*T&C Apply



# CHOOSING THE RIGHT FAN FOR YOUR SPACE

The right fan enhances airflow, comfort, and cooling. Let's simplify the selection process by matching the fan sweep size to your room:

## Small Rooms (up to 50 sq. ft.)

- 600 mm (24 in.) sweep

## Medium Rooms (70–80 sq. ft.)

- 900 mm (36 in.) sweep

## Large Rooms (100–120 sq. ft.)

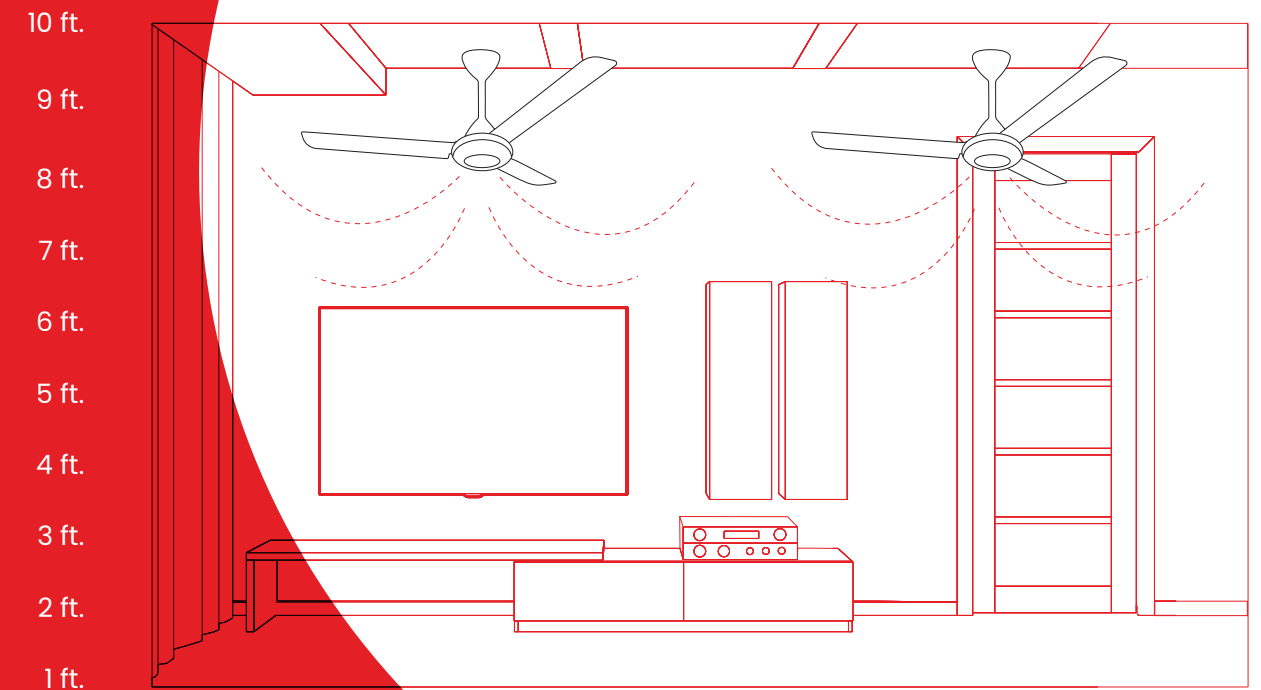
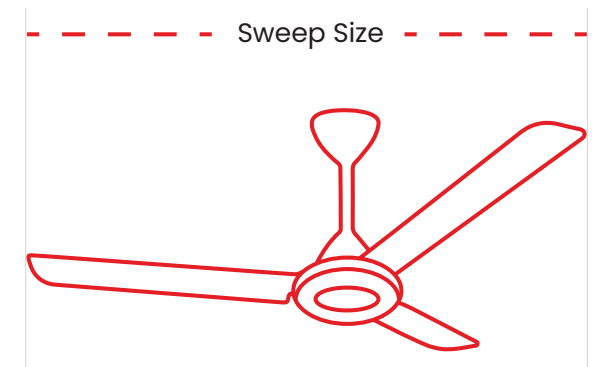
- 1200 mm (48 in.) sweep

## Beyond Large Rooms (120–156 sq. ft.)

- 1400 mm (56 in.) sweep

For the best cooling experience, ensure proper fan height: keep the fan at least 7 feet above the floor for ceilings over 9 feet, add 6 inches to the downrod per extra foot of height.

Polycab Fans are engineered to deliver maximum airflow, ensuring every corner of your space stays refreshingly breezy.



Sweep size refers to the entire diameter of a fan.

# CEILING FANS







# NON CEILING FANS




MARVO



CUTIE




AERY HS




AERY PLUS HS



FANTASY



AERY PLUS



ELANZA



AERY



AEROBLISS




FRESHNER NEO HS



FRESHNER ES METAL



FRESHNER ES REVERSIBLE



SUPERB EXHAUST



FRESHLY PRIME BLDc



FRESHLY PRIME PREMIUM



FRESHNER NEO



AIROFRESH



FRESHNER AXIAL



AFRESH NEO



AEROBLISS




SUNAMI



THUNDERSTORM NEO

# BLDC MOTOR TECHNOLOGY

Our **BLDC (Brushless DC)** motors are energy-efficient, consume up to 65% less electricity compared to conventional fans, and offer a quieter, more reliable performance. BLDC fans are ideal for modern homes and offices where energy efficiency and low noise are top priorities.



## Key Benefits of Polycab BLDC Fans:

**High-Torque BLDC Motor:** Enhanced durability and performance.

**Energy Savings:** Save up to 65% on electricity compared to regular ceiling fans.

**Silent Operation:** Thanks to aerodynamic blades and advanced motor design, our fans run quietly even at high speeds.

**Longer Lifespan:** With a 99.9% pure copper winding and double ball bearings, our BLDC motors have a longer lifespan and greater efficiency.

## Why Choose Polycab's BLDC Fans?

BLDC (Brushless DC) technology has revolutionized the fan industry.

At Polycab, we've taken this technology to the next level with our **Eco-Drive BLDC motors**, offering superior performance, longevity, and energy savings.



# BLDC SERIES



# BLDC SERIES

Our BLDC Fan collection is built to save energy, operate in near silence, and enhance your decor. These fans are the perfect blend of form and function. Experience a breezy upgrade that's as smart as it is stylish.

**MULTI-FAN PAIRING**  
Control multiple fans simultaneously



**SLEEP MODE**

An energy saving mode where the fan reduces speed every one hour, and continues working at its lowest speed



**BREEZE MODE**

Experience the feeling of natural breeze simulated by the fan alternating between low to high speed rapidly, mimicking the outdoors



**REVERSE ROTATION**

The fan starts rotating in reverse direction to circulate air gently without a blast



**25 SPEED SETTINGS**

Increase or decrease the speed accurately, according to your comfort



**BOOST MODE**

One button press for full speed and maximum airflow

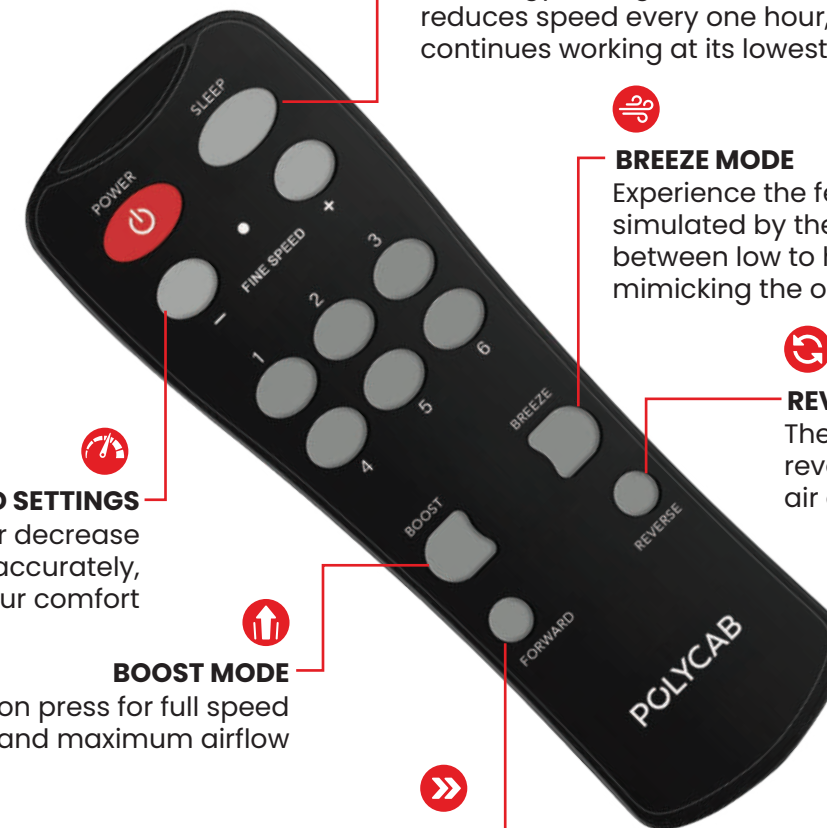


**FORWARD ROTATION**

The fan starts rotating in forward direction for powerful airflow

**BOOST ++ MODE**

One button press for full speed and maximum airflow



\*Remote color may vary.



**SILENCIO CRUISER PRIME**



**SILENCIO CRUISER**



**SILENCIO MINI LED**



**SILENCIO MINI DLX**



**SILENCIO MINI**



**ELANZA NEO BLDC**



**ZOOMER PRIME BLDC**



**AIRIKA**



**ARIA 32**





WALNUT  
WOOD



# SILENCIO CRUISER PRIME

Silent, smart and stylish.

The Silencio Cruiser Prime offers a breath of fresh air with whisper-quiet operation. Designed to keep your space fresh and comfortable, this fan combines powerful airflow with high energy efficiency.

- Experience the highest air delivery with our powerful BLDC motor fan\*.
- Enjoy a peaceful environment with our fan's quiet operation.
- Control your fan from anywhere with our RF remote.
- Choose from Boost ++, Breeze, Sleep Mode and 25 fine speed settings to customize your fan's speed.
- Our fan features aerodynamically designed ABS blades.
- Operates efficiently within a voltage range of 90V to 300V.
- Reverse rotation mode for winter and air-conditioned rooms.

(\*in 1200 mm SWEEP SIZE)



MATT  
BLACK



WHITE



**Sweep (MM)**  
1200



**Power Input (W)**  
40



**Speed (RPM)**  
280



**Air Delivery (CMM)**  
265





WHITE  
CHROME



# SILENCIO CRUISER

Whisper-quiet performance  
with breathtaking design.

Elevate your space with the Silencio Crusier, blending innovation and quiet functionality for your comfort.

- Powerful air delivery with whisper-quiet operation.
- Diamond edge design with hawk wing blades.
- Reverse rotation mode for winter and air-conditioned rooms.
- RF point-anywhere remote.
- Aerodynamically designed, dust-resistant ABS blades.
- 25 fine speed settings for selecting your accurate speed.
- Breeze and sleep mode.





WALNUT WOOD  
COPPER



WHITE  
ROSEGOLD



**Sweep (MM)**  
1200



**Power Input (W)**  
38



**Speed (RPM)**  
310



**Air Delivery (CMM)**  
245





**TITANIUM  
GREY**

# SILENCIO MINI LED

Whisper-quiet comfort  
with a radiant glow

Enhance the elegance of your Silencio Mini LED with the Bello Cover, a decorative element designed to seamlessly conceal the downrod for a refined, polished look. Crafted with precision, the Bello Cover adds a touch of sophistication.

- Equipped with 8 purple LED lights for clear speed indication, making it easy to monitor performance.
- Choose from 25 fine speed settings to accurately select your desired airflow.
- Features a reverse rotation mode, ideal for winter use.
- Includes breeze and sleep modes for added comfort & convenience during use.
- Operates efficiently within a voltage range of 90V to 300V.
- Enjoy Breeze and Boost++ modes for enhanced user experience.
- Showcases a sleek & minimalistic design that complements modern aesthetics.

\* Available in matt and metallic color



COCOA  
BRONZE



MATT ONYX  
BLACK



MATT SNOW  
WHITE



EARTH  
BROWN



PASTEL  
IVORY



EVEREST  
WHITE



HONEY  
GOLD



Sweep (MM)  
1200



Power Input (W)  
35



Speed (RPM)  
380



Air Delivery (CMM)  
235



NEW LAUNCH

3

YEARS  
WARRANTY







BLACK GOLD  
DZINER

## SILENCIO MINI DLX

Sleek, stylish and built  
to keep you feeling great.

The Silencio Mini DLX is your perfect companion for compact spaces, offering powerful airflow with whisper-quiet operation. Its sleek, minimalist design ensures it blends seamlessly into any setup, delivering style & efficiency in one package.

- Enjoy the convenience of an RF point-anywhere remote that allows for multi-fan pairing, making it easy to control multiple fans from a distance.
- Utilize the reverse rotation mode for winter and air-conditioned rooms.
- Features a uniquely designed trim that enhances modern aesthetics.
- Boost ++, Breeze and Sleep Mode with 25 fine speed settings & wide operating voltage range of 90V to 300V.



TITANIUM  
GREY



MAPLE  
WOOD



SATIN  
WHITE



MIDNIGHT  
BLACK



MOCHA  
BROWN



Sweep (MM)  
1200



Power Input (W)  
35



Speed (RPM)  
380



Air Delivery (CMM)  
235





NATURAL  
WOOD

# SILENCIO MINI

Portable, adaptable,  
always reliable.

Designed for modern homes where every inch counts, the Silencio Mini delivers a refreshing experience without compromising on style or efficiency. It's the perfect blend of form and function, making it a must-have for any space.

- RF point-anywhere remote with multi-fan pairing.
- Reverse rotation mode for winter and air-conditioned rooms.
- 90V to 300V to deliver consistent performance.
- Breeze, sleep & boost++ modes for enhanced consumer experience.
- 25 fine speed settings for selecting your precise speed.
- Sleek and minimalist design to elevate your home décor.
- Wide color range.
- Can pair up to 50 fans through one remote.





NATURAL  
WALNUT WOOD



PEARL  
BROWN



PEARL  
BEIGE



BIRKIN  
GOLD



COOL  
GREY



**Sweep (MM)**  
600/900/1200



**Power Input (W)**  
32/30/35



**Speed (RPM)**  
820/450/380




**Air Delivery (CMM)**  
120/160/235





ESPRESSO  
BROWN



MATT  
BLACK



MATT SATIN  
WHITE



LUSTER  
BROWN



# ELANZA NEO BLDC

## Powerful airflow.

A fan that's built to impress. With its BLDC motor and elegant design, it delivers a refreshing experience while seamlessly blending into your home's decor.

- Features rust-proof, anti-dust aluminum blades for long-lasting performance.
- Broader blades ensure higher airflow, with the metallised UV finish on the motor ring.
- Comes with an RF point-anywhere remote for effortless operation from any angle.
- Equipped with Boost++, Breeze, Sleep Mode, and 25 fine speed settings.
- Reverse rotation mode for winter & air-conditioned spaces, along with 90V to 300V.



**Sweep (MM)**  
1200




**Power Input (W)**  
35



**Speed (RPM)**  
370



**Air Delivery (CMM)**  
225



**SNOW WHITE  
ROSEGOLD**



**MIDNIGHT  
BLACK**

**3 YEARS**  
WARRANTY







SILKY  
WHITE

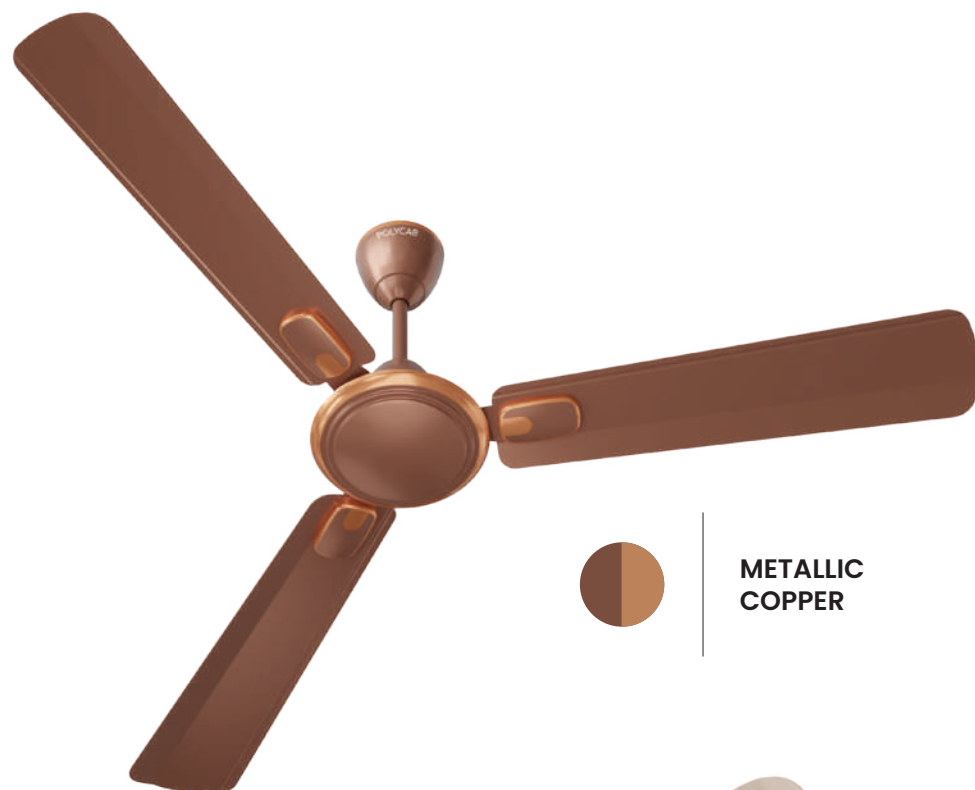


# ZOOMER PRIME BLDC

For the life on the move.

Experience the perfect blend of speed, silence, and style—Zoomer Prime BLDC redefines what a fan can do. Designed for those who demand more, this fan combines a high-performance motor with a sleek, modern look to deliver unmatched airflow.

- Contemporary design with broader blades for higher airflow.
- RF point-anywhere remote.
- Reverse rotation mode for winter and air-conditioned rooms.
- Uniquely designed trim for modern room decor.
- 90V to 300V to deliver consistent performance.



METALLIC  
COPPER



METALLIC SMOKE  
BROWN



BEIGE  
ROSEGOLD



**Sweep (MM)**  
1200



**Power Input (W)**  
32



**Speed (RPM)**  
370



**Air Delivery (CMM)**  
225





LUSTER  
BROWN

# AIRIKA

Keeps the air fresh,  
healthy and clean.

Upgrade your space with Airika, a fan designed to deliver powerful airflow with effortless style. Its high-speed performance ensures instant cooling, while the sleek and modern design complements any interior. Built for durability.

- Higher airflow with broad blade design.
- High-speed operations.
- Operates through remote.



**Sweep (MM)**  
1200



**Power Input (W)**  
32



**Speed (RPM)**  
350



**Air Delivery (CMM)**  
225



WHITE




NEW LAUNCH

**2 YEARS**  
WARRANTY







LUSTER  
BROWN

# ARIA 32

## Unstoppable airflow for large spaces.

Experience a new era of cooling with Aria 32, engineered for high-speed performance and effortless elegance. Designed to complement modern interiors, this fan delivers powerful airflow, ensuring comfort in every corner of your space.

- Higher airflow with broad blade design.
- High-speed operations.
- Operates through fan regulator.



**Sweep (MM)**  
1200



**Power Input (W)**  
32



**Speed (RPM)**  
350



**Air Delivery (CMM)**  
225



WHITE



NEW LAUNCH

2

YEARS  
WARRANTY



# SUPER PREMIUM

## SERIES





# SUPER PREMIUM SERIES

Luxury isn't just seen—it's felt. Our Super Premium fans combine breathtaking design with whisper-quiet performance, transforming your space into a haven of comfort and sophistication. Crafted with the finest materials and innovative technology, these fans are designed for those who appreciate the art of living well.





DIVINA UL5 BLDC



DIVINA BLDC



SUPERIA SP02 BLDC




SUPERIA SP04 BLDC




POISE BLDC



SUPERIA LITE SP01



SUPERIA QUADRO



SUPERIA PETAL



SUPERIA MEGNA



SUPERIA SP07



SUPERIA LITE SP03



SUPERIA SP06



POLYCAB



WALNUT  
WOOD

## DIVINA UL5 BLDC

Designed for elegance,  
engineered for performance.

The Divina UL5 combines stunning design with effortless functionality. Designed for those who seek both style and substance, it's the perfect way to enhance your space.





- Energy-efficient 5-star BLDC motor with low noise operation with ABS blades.
- 5-blade grandeur design for superior airflow and style.
- Remote control operation of speed and light.
- 3 colors glittering light with cool white, warm white and natural white.



**Sweep (MM)**  
1230




**Power Input (W)**  
42



**Speed (RPM)**  
340



**Air Delivery (CMM)**  
215



**CLASSIC  
WHITE**



**NEW LAUNCH**

**2 YEARS**  
WARRANTY







ANTIQUE COPPER  
ROSEWOOD

# DIVINA BLDC

Sleek, sophisticated,  
and built to impress.

Crafted for modern living, it combines stunning design with powerful airflow, creating a harmonious balance of style and comfort.

- Energy-efficient BLDC motor for optimal performance.
- 6-blade grandeur design for superior airflow and enhanced style.
- Remote control for easy speed and light adjustments with 3 colors underlight option- warm white, cool white and natural white.



**Sweep (MM)**  
1200



**Power Input (W)**  
42




**Speed (RPM)**  
340



**Air Delivery (CMM)**  
215





ANTIQUE COPPER  
ROSEWOOD

# SUPERIA SP02 BLDC

Where style meets  
superior airflow.

Superia 02 is designed for those who seek elegance and performance in one package. Its powerful motor delivers exceptional airflow while maintaining whisper-quiet operation, ensuring uninterrupted comfort.

- Energy-efficient BLDC motor with low noise & a 5-blade Grandeur design.
- Built-in clip-on underlights and stylish electroplated motor finish.



**Sweep (MM)**  
1200



**Power Input (W)**  
42



**Speed (RPM)**  
340



**Air Delivery (CMM)**  
215



**2 YEARS**  
WARRANTY





ANTIQUE COPPER  
ROSEWOOD

# SUPERIA SP04 BLDC

A statement of luxury  
In every spin.

Elevate your interiors with Superia 04—a fan that combines classic design with advanced cooling technology. Its high-speed motor ensures optimal air circulation.

- Features a BLDC motor designed for low noise and high energy efficiency.
- Equipped with a 5-blade grandeur design for optimal airflow.
- Remote-controlled speed adjustments, plus stylish electroplated motor.



**Sweep (MM)**  
1200



**Power Input (W)**  
42



**Speed (RPM)**  
340



**Air Delivery (CMM)**  
215







NICKEL BLACK  
DARKWOOD

# POISE BLDC

Inspired by nature,  
crafted for comfort.

Grace meets performance with Poise, a fan designed for those who appreciate subtle sophistication. Its sleek design and powerful airflow make it the perfect addition to contemporary spaces.

- Premium wooden finish blades.
- Energy-efficient BLDC motor with low noise.
- Royal and stylish electroplated high gloss finish on motor.
- Inbuilt clip-on under lights.
- 5-blade grandeur design.



**Sweep (MM)**  
1200



**Power Input (W)**  
42



**Speed (RPM)**  
340



**Air Delivery (CMM)**  
215



**2 YEARS**  
WARRANTY





ANTIQUE COPPER  
ROSEWOOD

# SUPERIA LITE SP01

Effortless comfort,  
everyday elegance.


Experience a perfect balance of style and functionality with Superia Lite SP01. Designed for smooth and efficient airflow, this fan delivers consistent cooling while complementing your home's décor.

- Features a royal electroplated high-gloss motor finish & inbuilt 6-color.
- Wider blades for better air delivery.

6 COLOR LED OPTION:  
white, red, blue, green, yellow & purple.



ANTIQUE BRASS  
ROSEWOOD



WHITE



**Sweep (MM)**  
1200



**Power Input (W)**  
50



**Speed (RPM)**  
340



**Air Delivery (CMM)**  
210







ANTIQUE COPPER  
ROSEWOOD



# SUPERIA QUADRO

Designed for elegance,  
engineered for performance.

Powerful. Sleek. Iconic. The Superia Quadro's bold design and advanced technology make it the centrepiece of any stylish home. Elevate your space with a fan that performs as beautifully as it looks.

- Features a royal electroplated high-gloss motor finish, premium wooden finish on blades, antique trim, and a 4-blade Grandeur design.
- Equipped with 100% copper winding motor, wider blades for air delivery.



**Sweep (MM)**  
1200



**Power Input (W)**  
50



**Speed (RPM)**  
340



**Air Delivery (CMM)**  
210





ANTIQUE COPPER  
ROSEWOOD

# SUPERIA PETAL

Inspired by nature,  
crafted for comfort.

Unfold a world of elegance with Superia Petal, where nature's beauty meets superior engineering. Its petal-shaped blades offer an exquisite aesthetic while ensuring whisper-quiet, high-speed performance.

- Features a high-gloss electroplated motor, exquisite floral-inspired petal.
- Blades with a luxurious wooden finish enhance the aesthetic appeal.



**Sweep (MM)**  
1200



**Power Input (W)**  
50



**Speed (RPM)**  
340



**Air Delivery (CMM)**  
210

**2 YEARS**  
WARRANTY





ANTIQUE COPPER  
ROSEWOOD

# SUPERIA MEGNA

Seamless silence,  
supreme comfort.

Make a bold impact with Superia Megna, a fan designed for those who seek power, presence, and performance. Its large, gracefully contoured blades ensure expansive air circulation, making it ideal for spacious interiors.

- Features a royal electroplated high-gloss motor finish & an antique trim.
- Wider blades designed for superior air delivery, ensuring efficient cooling.



 **Sweep (MM)**  
1200

 **Power Input (W)**  
50

 **Speed (RPM)**  
340

 **Air Delivery (CMM)**  
210

**2 YEARS**  
WARRANTY







ANTIQUE COPPER

# SUPERIA SP07

A touch of glamour,  
a rush of air.

Experience a perfect balance of style and functionality with Superia SP07. Designed for smooth and efficient airflow, this fan delivers consistent cooling while complementing your home's décor.

- Features a royal electroplated high-gloss finish for a sleek look.
- Wider blades for superior air delivery, paired with a big, broad motor.



**Sweep (MM)**  
1200



**Power Input (W)**  
50



**Speed (RPM)**  
340



**Air Delivery (CMM)**  
210





# SUPERIA LITE SP03

Divine comfort,  
unparalleled luxury.

Upgrade your space with the superior performance of Superia Lite SP03. Engineered for high-speed airflow and lasting durability, this fan keeps you cool even in the warmest conditions.

- Features a royal electroplated high-gloss motor finish, 6-color lights.
- Wider blades for better air.

 **Sweep (MM)**  
800

 **Power Input (W)**  
70

 **Speed (RPM)**  
340

 **Air Delivery (CMM)**  
200

**2 YEARS**  
WARRANTY





ANTIQUE COPPER  
ROSEWOOD

# SUPERIA SP06

Four blades of perfection,  
one iconic design.

Superia 06 brings together powerful air circulation with whisper-quiet operation. Its refined design adds a touch of sophistication to any room, while its energy-efficient motor ensures optimal cooling without compromise.

- Royal and stylish electroplated high gloss finish on motor.
- Premium wooden finish on blades.
- Wider blades for higher air delivery.



**Sweep (MM)**  
600



**Power Input (W)**  
65



**Speed (RPM)**  
800



**Air Delivery (CMM)**  
100





# PREMIUM SERIES



A modern ceiling fan with four white blades and a central silver hub, set against a large red circular graphic. The fan is positioned in the upper right quadrant of the image. The blades are long and rectangular with rounded ends. The central hub is circular and has a silver finish. The red graphic is a large, thick, curved line that forms a partial circle around the fan. The brand name 'POLYCAR' is visible on the top blade.

# PREMIUM SERIES


Make your every room a statement of style and comfort. Our Premium Fan collection features cutting-edge designs and powerful airflow, bringing a touch of sophistication to your home. Enjoy a refreshing atmosphere that's as beautiful as it is functional.




**SLIENCIO CRUSIER  
PRIME**



**AEROGLAM**



**ELANZA NEO**




**ELEGANZ PEARL  
DESIGNER 2.0**



**ELEGANZ  
PLUS**



**AEROBLISS**



**AERO  
ULTRASPEED DLX**



**VITAL PETAL**




**ELANZA PRIME**



**AMAZE DLX PLUS**



**VITAL PLUS**







# SILENCIO CRUISER PRIME

Whisper-quiet.  
Powerfully efficient.

The Silencio Cruiser Prime is powered by an advanced 18-pole motor, engineered for superior efficiency, higher torque, and ultra-smooth operation. This powerful motor ensures consistent and strong airflow, delivering optimal cooling even at lower speeds.

- Highest air delivery induction motor fan\*.
- Powerful air delivery with whisper-quiet operation.
- Aerodynamically designed dustproof ABS blades.
- Magnanimous motor design with sophisticated looks.

\*In 1200mm Sweep Size till March 2025.




MATT  
BLACK





WALNUT  
WOOD



WHITE



**Sweep (MM)**  
1200





**Power Input (W)**  
70



**Speed (RPM)**  
310



**Air Delivery (CMM)**  
280



EVEREST  
WHITE



# AEROGLAM

Style in motion.  
Comfort in every spin.

Turn heads with a fan that's designed to impress. AeroGlam combines stunning aesthetics with high-performance airflow, so you can enjoy both style and comfort effortlessly.

- Artistically shaped trim to complement the trendy decor.
- Aerodynamically broad blade design for higher airflow.
- UV metallised finish on trim and motor ring.
- Dust-free rustproof aluminium blades with metallic paint.
- Distinctively shaped trim that enhances and complements the blade's unique form.



NEW LAUNCH

3 YEARS  
WARRANTY







ASH  
GREY



CHAMPAGNE  
GOLD



ONYX  
BLACK



EVEREST WHITE  
GOLD



**Sweep (MM)**  
1200



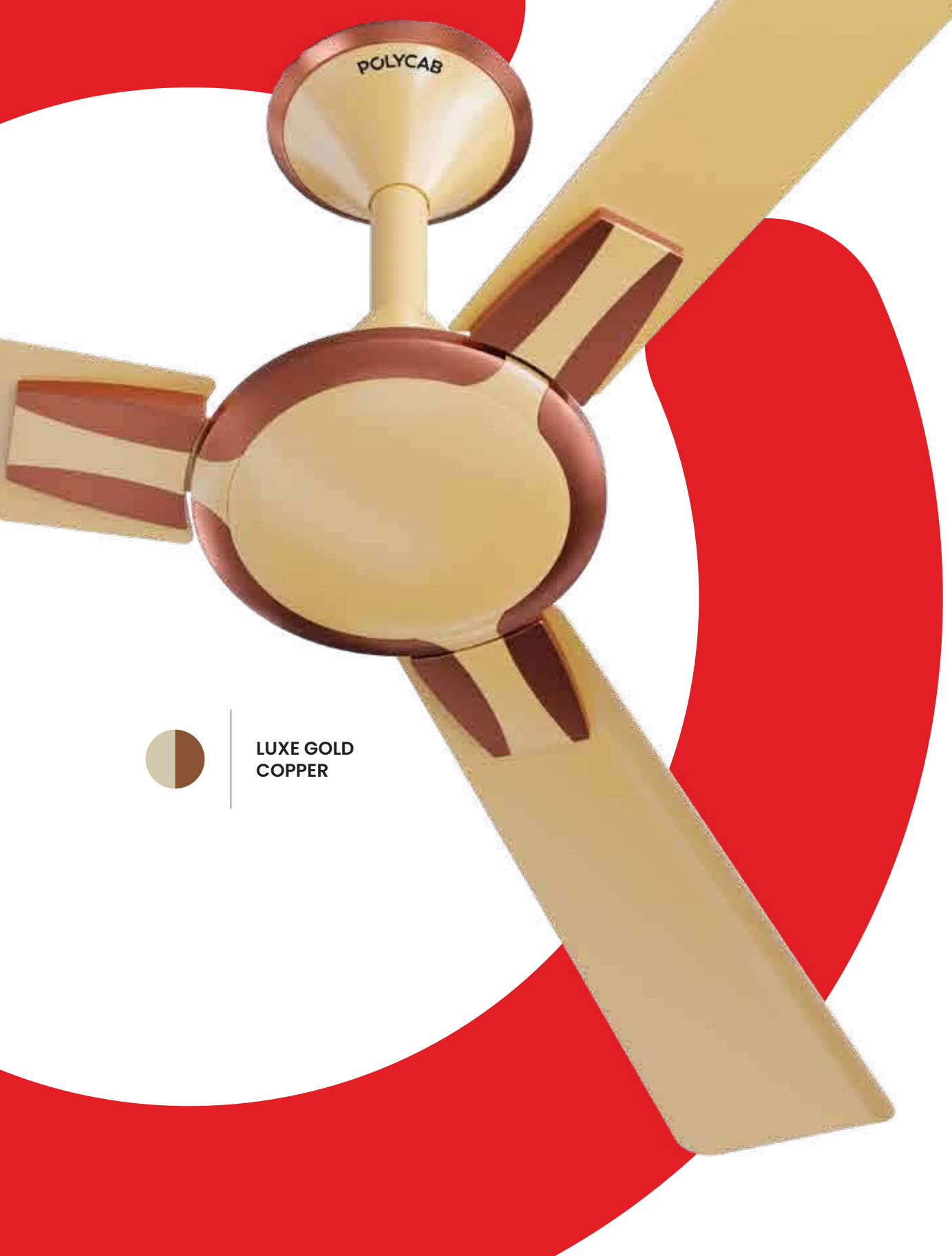
**Power Input (W)**  
55



**Speed (RPM)**  
370



**Air Delivery (CMM)**  
230



LUXE GOLD  
COPPER



# ELANZA NEO

Elegance redefined.  
Performance unmatched.

Minimalist, modern, and mighty—the Elanza Neo delivers powerful airflow in a sleek package. Designed for contemporary spaces, this fan keeps you comfortable while adding a refined touch to your interiors.

- Features a seamless blend of trim and motor ring with a UV metallised high-gloss finish, a refined bello cover, and a large, stylish canopy.
- Aerodynamically broad, rustproof aluminum blades for superior airflow.






**DARK BROWN  
COPPER**



**ESPRESSO BROWN  
COPPER**




**PEARL WHITE  
WOOD**



**SNOW WHITE  
ROSEGOLD**



**SAPPHIRE BLUE  
SILVER**



**TITANIUM  
GREY**



**Sweep (MM)**  
1200



**Power Input (W)**  
55




**Speed (RPM)**  
370



**Air Delivery (CMM)**  
225





MOCHA  
BROWN DZINER



# ELEGANZ PEARL DESIGNER 2.0

High-speed,  
unparalleled comfort.

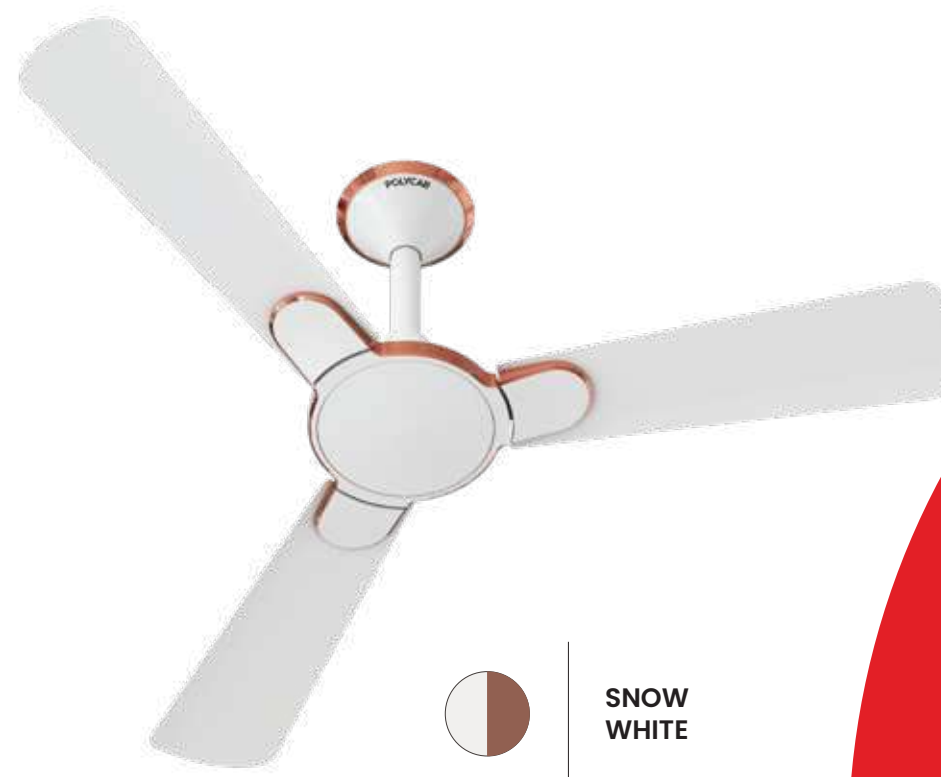

A masterpiece in motion. The Eleganz Pearl Designer 2.0 fan introduces a fresh colorway, turning cooling into an art form. Elevate your interiors with a fan that's as fashionable as it is functional.

- Features an artistic trim, a refined bello cover, and a large, stylish canopy.
- Aerodynamically broad blades and dust-free, rustproof aluminum blades.



NEW LAUNCH





**Sweep (MM)**  
1200



**Power Input (W)**  
55



**Speed (RPM)**  
370



**Air Delivery (CMM)**  
225



PEARL  
ROSEGOLD



# ELEGANZ PLUS


Smart, silent  
& stylish.

Timeless elegance with a powerful twist—the Eleganz Plus fan delivers superior airflow with a sophisticated edge. Designed to complement modern living, it's the perfect addition to any stylish space.

- Features a 3D floral embossed trim that complements contemporary décor, adding a touch of sophistication.
- Aerodynamically broad blades and dust-free, rustproof aluminum blades.







PEARL  
WHITE



ESPRESSO  
BROWN



PEARL  
SILVER



INDIGO  
BLUE



BIRKIN  
GOLD



**Sweep (MM)**  
1200




**Power Input (W)**  
55



**Speed (RPM)**  
370



**Air Delivery (CMM)**  
220



COCOA  
BRONZE



# AEROBLISS

Where power meets elegance.

Redefining comfort with style. Enjoy powerful, quiet airflow and a contemporary design that complements your space.


- Features a stylish trim to complement modern décor and a highlighted end-to-end motor ring for added elegance.
- Broad blade design for superior airflow, ensuring efficient cooling.
- Dust-free, rustproof aluminum blades for long-lasting durability.



NEW LAUNCH

3 YEARS  
WARRANTY







EVEREST  
WHITE



ASH  
GREY



HONEY  
GOLD



MATT ONYX  
BLACK



**Sweep (MM)**  
1200



**Power Input (W)**  
55



**Speed (RPM)**  
370



**Air Delivery (CMM)**  
225





HAZEL  
BROWN



# AERO ULTRASPEED DLX

A statement of luxury.

Experience unmatched airflow and modern elegance with the Aero UltraSpeed DLX fan. Designed for speed and efficiency, it keeps your space fresh and comfortable, all while adding a touch of sophistication to your decor.

- Broad, powerful motor designed for superior air delivery and performance.
- Aerodynamically designed wider blades.
- Dust free rustproof aluminium blades.
- Artistic trim to complement contemporary decor.



NEW LAUNCH

3 YEARS  
WARRANTY





**Sweep (MM)**  
1200



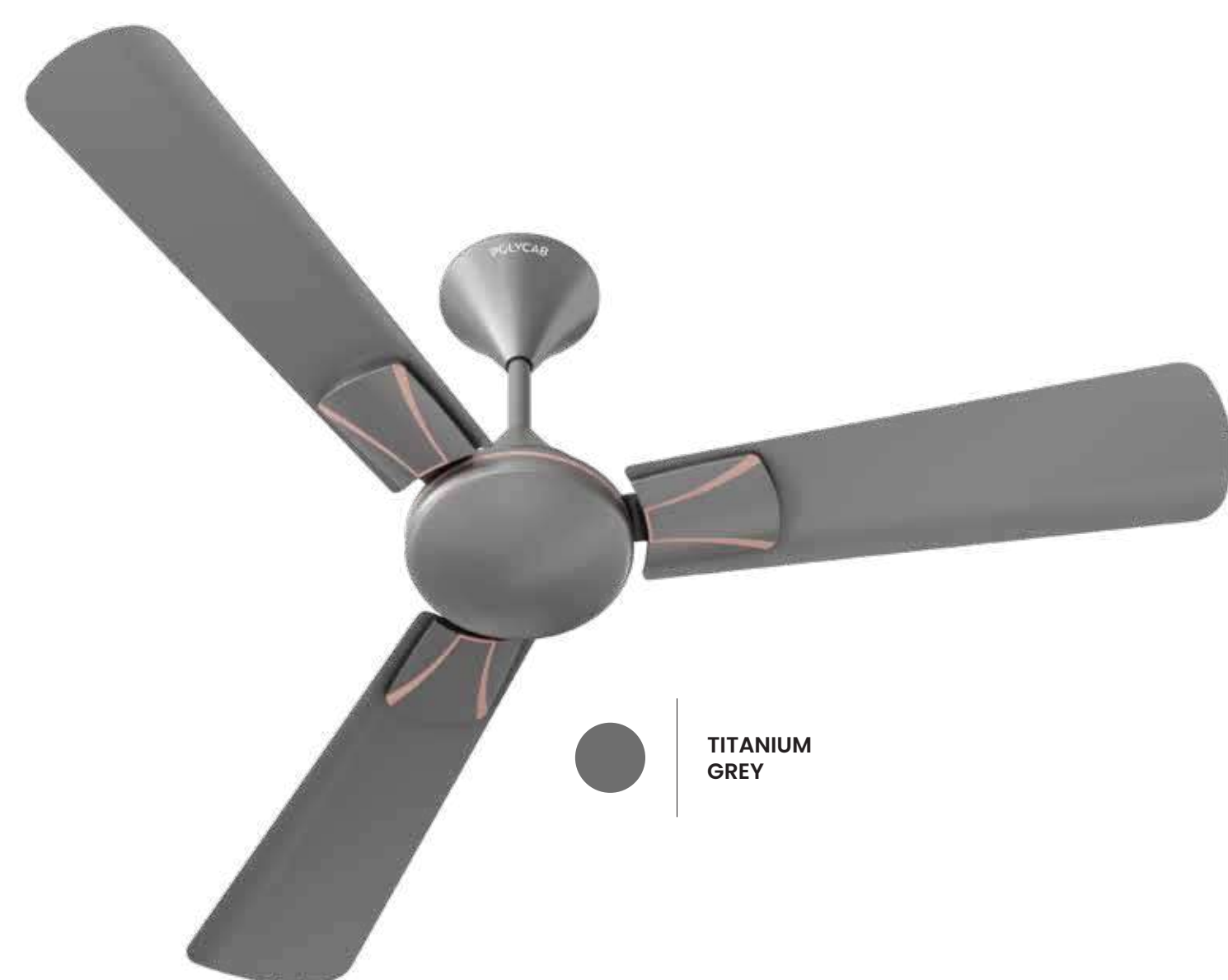
**Power Input (W)**  
59



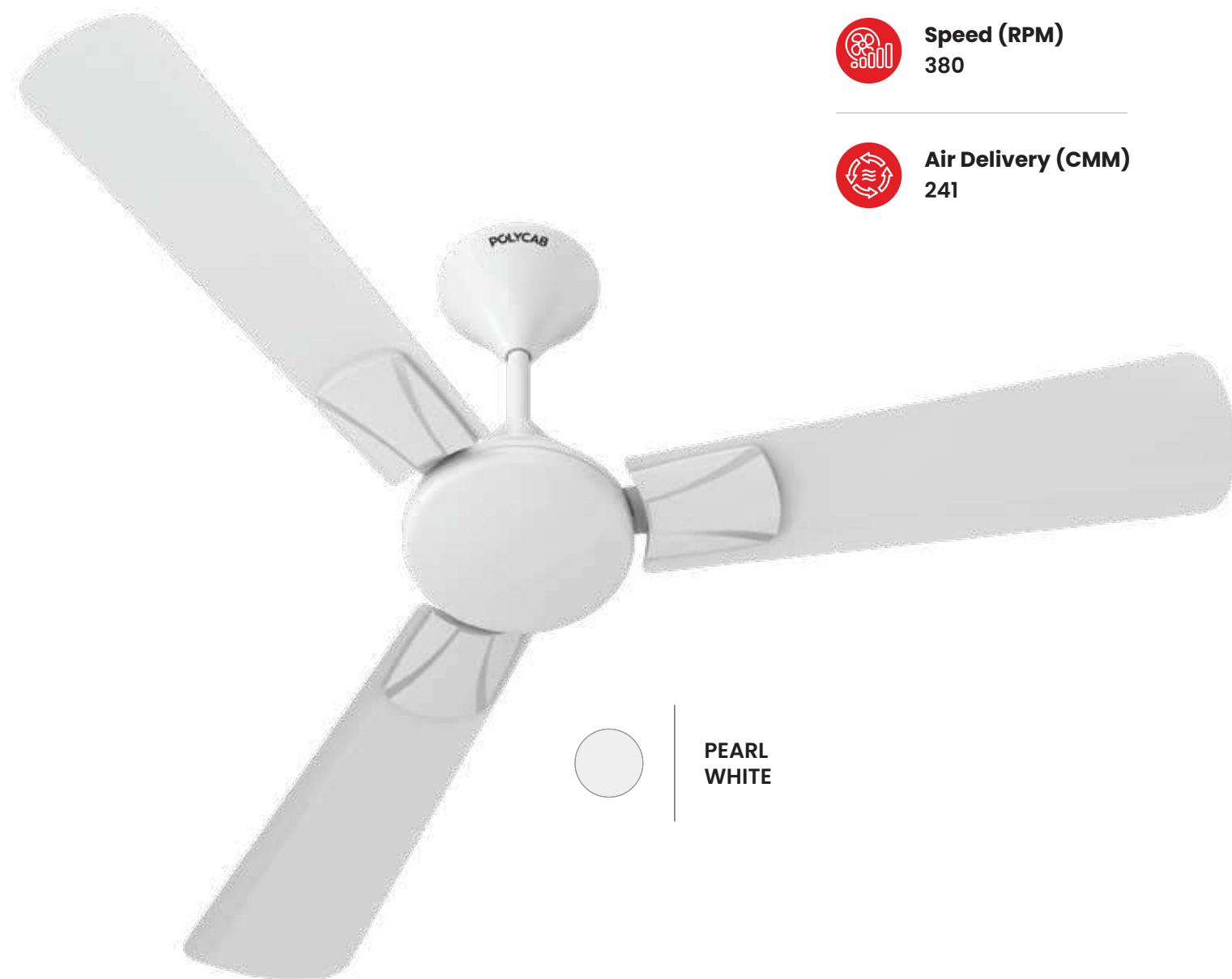
**Speed (RPM)**  
380



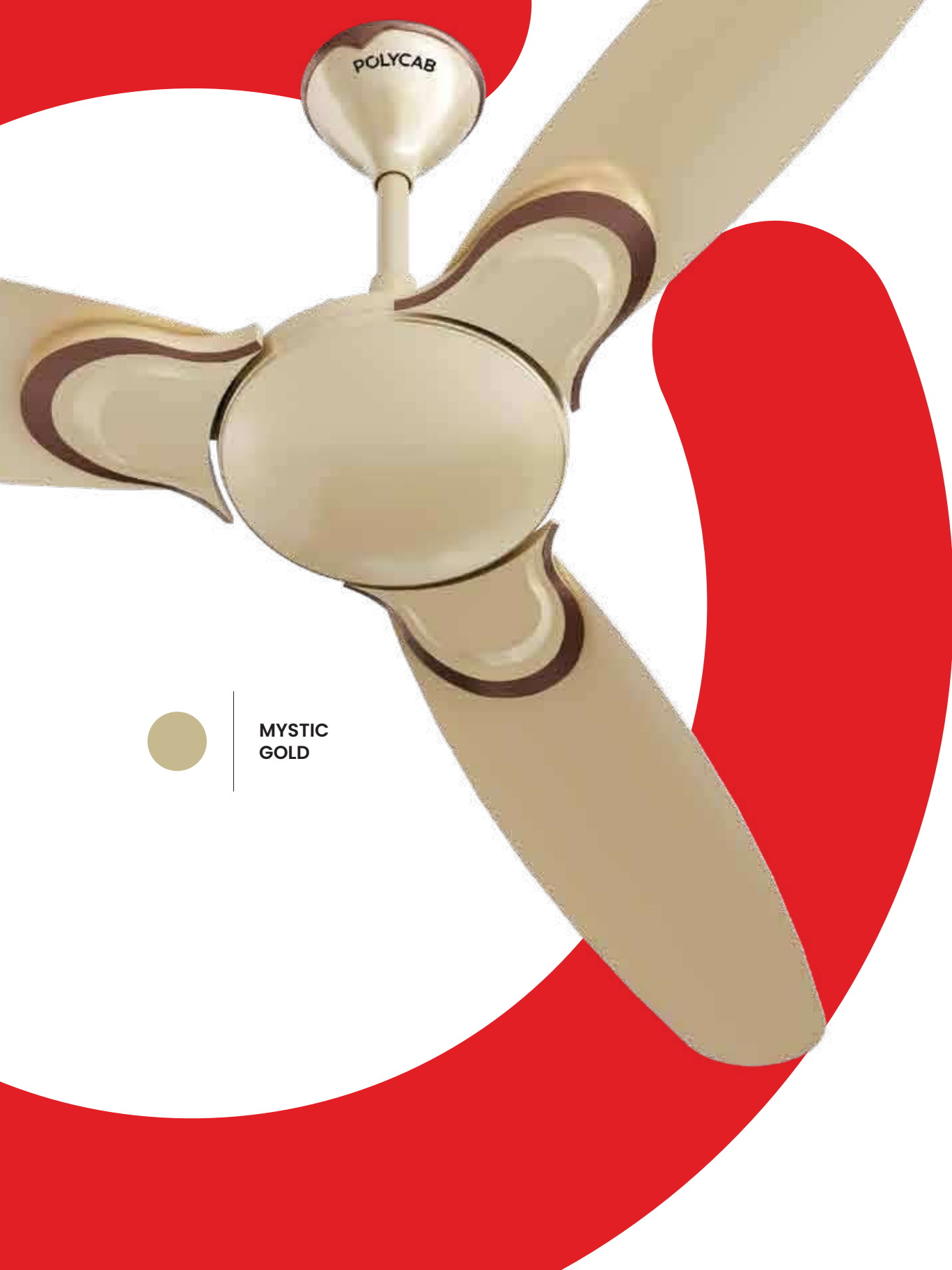
**Air Delivery (CMM)**  
241



**TITANIUM  
GREY**



**PEARL  
WHITE**



MYSTIC  
GOLD



# VITAL PETAL

## Inspired by nature, designed for comfort.

Inspired by nature's grace, the Vital Petal fan brings a soothing breeze and timeless style to your home. Perfectly designed to complement your space while keeping you effortlessly comfortable.

- Features elegant petal-shaped trim and blades, with a modern metallic color to complement your home décor.
- Wider, rust-proof aluminum blades for better airflow & performance.

**3 YEARS**  
WARRANTY







METALLIC  
ORCHID GREEN



METALLIC  
ROSEGOLD



METALLIC  
DAISY WHITE



METALLIC  
GREY



ESPRESSO  
BROWN



**Sweep (MM)**  
1200



**Power Input (W)**  
53



**Speed (RPM)**  
400



**Air Delivery (CMM)**  
215



PEARL WHITE  
ROSEGOLD



# ELANZA PRIME

Minimalist design,  
maximum comfort.


Designed to impress, built to perform. The Elanza Prime fan brings a refreshing breeze and modern sophistication to your living space.

- Stylish trim to enhance contemporary decor.
- Broad blade design for higher airflow.
- Dust-free rustproof aluminium blades.
- High-speed operation.





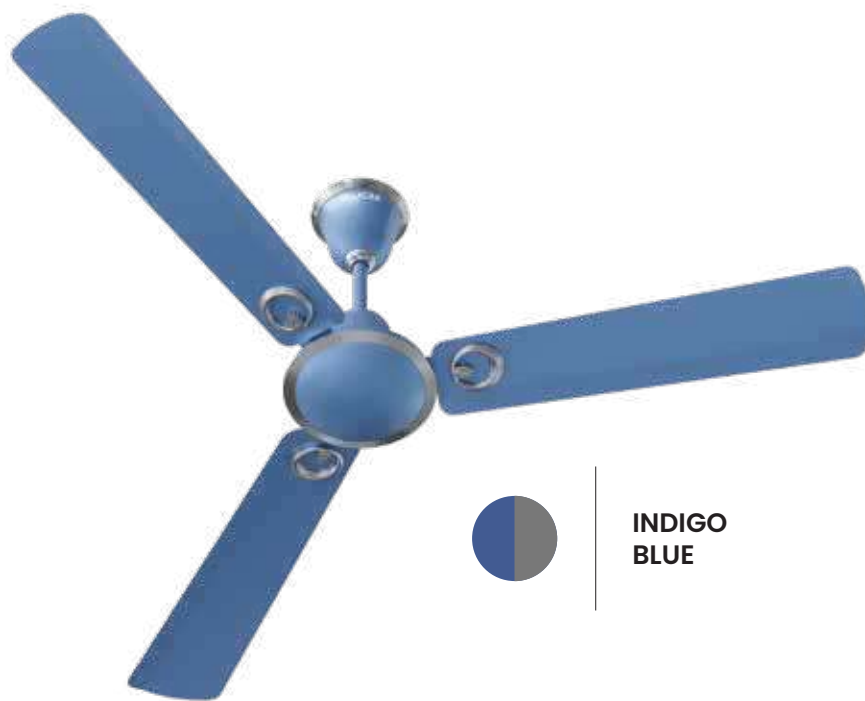
PEARL  
IVORY



PEARL  
COPPER



PEARL  
BROWN



INDIGO  
BLUE



BIRKIN  
GOLD



**Sweep (MM)**  
1200



**Power Input (W)**  
55



**Speed (RPM)**  
370



**Air Delivery (CMM)**  
220



SMOKE BROWN  
COPPER



# AMAZE DLX PLUS

Reliable cooling,  
everyday comfort.

With the Amaze DLX Plus, enjoy a constant flow of fresh air in a stylish, durable design. It's the perfect way to enhance your everyday comfort without compromise.

- Broad aluminium blade design for higher airflow.
- Unique blend of trim and motor ring that harmonizes seamlessly.
- High-speed operation.



NEW LAUNCH

3 YEARS  
WARRANTY







BEIGE  
ROSEGOLD



MATT  
WHITE



CLASSIC  
IVORY



**Sweep (MM)**  
1200



**Power Input (W)**  
55



**Speed (RPM)**  
360



**Air Delivery (CMM)**  
225



SATIN  
WHITE



# VITAL PLUS

Effortless cooling,  
unmatched value.

Smart, steady, and always dependable.  
The Vital Plus fan offers powerful airflow wrapped in a  
clean, modern design—perfect for any space.

- Stylish trim to enhance contemporary decor.
- Broad aluminum blade design for higher airflow.
- High-speed operation.





METALLIC ROAST  
COFFEE



JACO  
BEAN



METALLIC  
COPPER



Sweep (MM)  
1200



Power Input (W)  
53



Speed (RPM)  
400



Air Delivery (CMM)  
215

# STANDARD

## SERIES









# STANDARD SERIES

Dependable. Efficient. Built to last. Our Standard fan range is designed to keep your home comfortably cool with powerful airflow and sturdy durability—all at an unbeatable value. Everyday comfort has never been this effortless.



**AERO ULTRASPEED**



**VITAL HS**



**AMAZE PLUS**



COCOA  
BRONZE



# AERO ULTRASPEED

High-speed cooling,  
maximum comfort.

Unleash the power of speed. With its high-speed motor and aerodynamic design, the Aero UltraSpeed fan brings a rush of cooling comfort whenever you need it.

- Aerodynamically designed wider blades.
- Broad, powerful motor designed for superior air delivery and performance.
- Dust-free, rustproof aluminum blades.
- High-speed operation.



NEW LAUNCH





MATT  
WHITE



PEARL  
BROWN



MATT  
BLACK



**Sweep (MM)**  
1200



**Power Input (W)**  
59



**Speed (RPM)**  
380




**Air Delivery (CMM)**  
241





PEARL  
BROWN



# VITAL HS

Powerful airflow,  
built to last.

Feel the breeze and experience the difference. The Vital HS fan is built for high-speed performance, durability, and comfort that keeps up with your pace.

- Big broad powerful motor for higher air delivery.
- Aerodynamically designed wider aluminium blades.
- Premium matt finish paint for a refined and elegant appearance.





**Sweep (MM)**  
900/1200




**Power Input (W)**  
48/53



**Speed (RPM)**  
450/400



**Air Delivery (CMM)**  
150/215



**MATT  
BLACK**

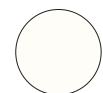


**MATT SATIN  
WHITE**



**MATT  
BLANCO**

\*900mm available in white



OPAL  
WHITE



# AMAZE PLUS

Steady performance,  
seamless comfort.

Comfort meets convenience. The Amaze Plus fan delivers steady airflow with an effortless blend of efficiency and style, designed to keep up with your daily routine.


- Broad powerful motor for higher air delivery.
- Rust-proof wider aluminum blades.
- High-speed operation.



NEW LAUNCH

3 YEARS  
WARRANTY






CLASSIC  
BROWN



CLASSIC  
IVORY



MATT  
BLACK



**Sweep (MM)**  
1200



**Power Input (W)**  
55



**Speed (RPM)**  
370



**Air Delivery (CMM)**  
225



A woman in a long, flowing, light-colored dress is captured in a dynamic pose, her arms raised and her body angled. The background is a solid, vibrant red. The text "HIGH SPEED SERIES" is overlaid in white, bold, sans-serif capital letters. The woman's hair is pulled back, and her expression is serene. The overall composition is artistic and modern.

# HIGH SPEED SERIES



# HIGH SPEED SERIES

Transform your space with the refreshing power of our High Speed Fans. Sleek, stylish, and built to keep you feeling great, these fans are perfect for turning up the breeze and turning down the heat.



**ZOOMER PRIME**




**ZOOMER DLX**




**ZOOMER HS**



**AMBIANCE**



**JUNO**



BEIGE ROSE  
GOLD



# ZOOMER PRIME


## Speed meets style.

Sleek, stylish, and built for performance, this fan brings a refreshing vibe to your space every single day.


- Unique modern trim and motor ring complementing home decor.
- High-speed operation.
- Rust-proof wider aluminum blades.
- Premium high gloss long-lasting paint finish.








CHOCO  
BROWN



METALLIC COOL  
GREY




METALLIC  
COPPER



MATT SMOKE  
BROWN



SILKY  
WHITE



METALLIC SMOKE  
BROWN



**Sweep (MM)**  
600/900/1200



**Power Input (W)**  
70/48/53



**Speed (RPM)**  
800/450/400



**Air Delivery (CMM)**  
120/150/215



HAZEL  
BROWN

# AMBIANCE

High-speed cooling  
with a touch of elegance.

Designed to keep you cool while complementing your space, the Ambiance fan delivers high-speed airflow with a sleek, modern touch. Its powerful motor ensures instant relief from the heat, while its stylish design blends seamlessly into any setting. Whether for your home or office, enjoy a refreshing breeze with comfort and class.



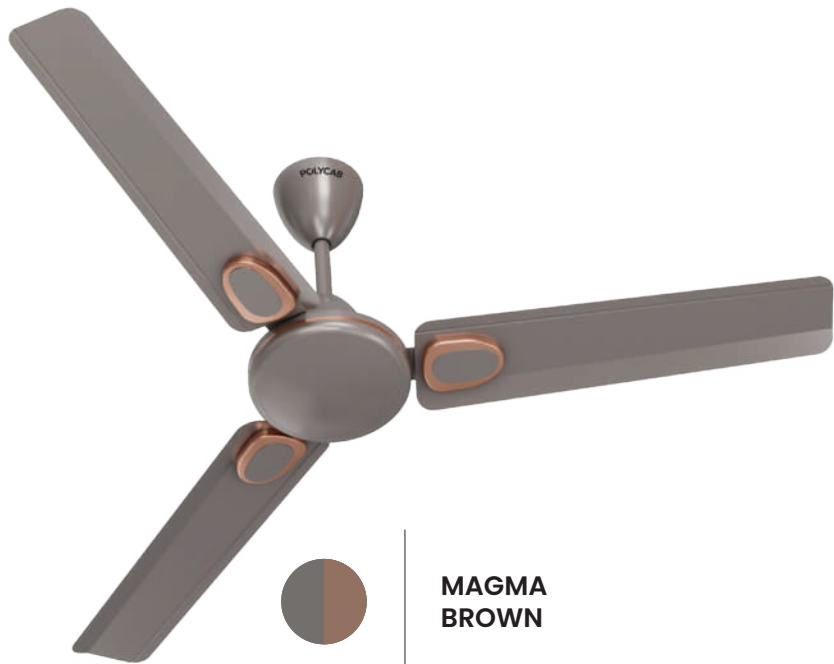
- Unique design trim for a modern look.
- Corrosion-resistant G-tech blades.
- High-speed operation.
- Premium high gloss long-lasting paint finish.



NEW LAUNCH


2 YEARS  
WARRANTY





 **Sweep (MM)**  
1200

 **Power Input (W)**  
53

 **Speed (RPM)**  
380

 **Air Delivery (CMM)**  
215



# ZOOMER DLX

Rapid cooling,  
smooth operation.

The Zoomer DLX fan is built to keep you feeling refreshed with its powerful performance and eye-catching design.

- Unique design trim for a modern look.
- Corrosion-resistant G-tech blades.
- High-speed operation.

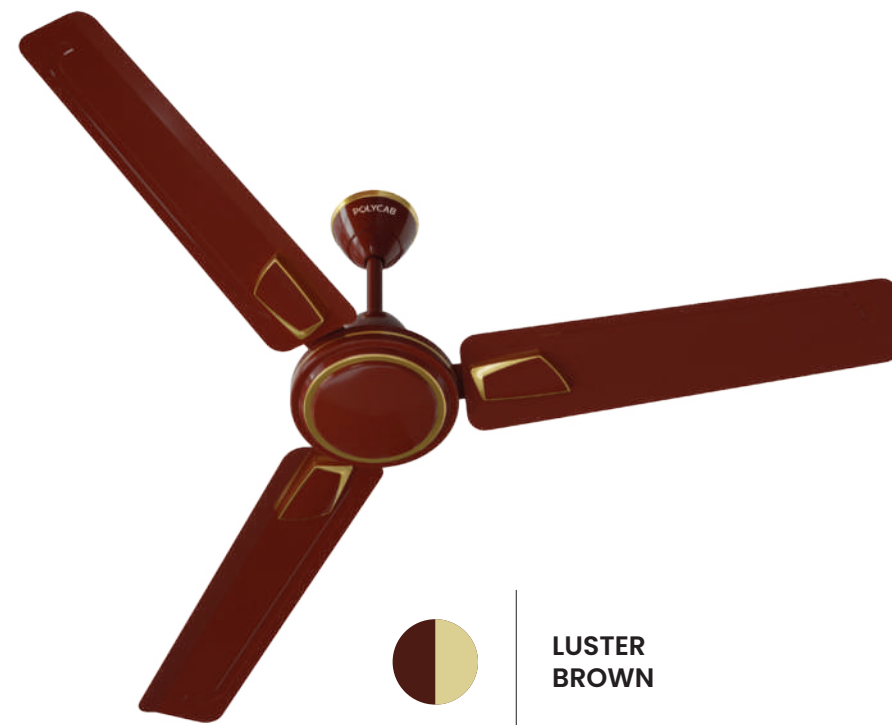
**2** YEARS  
WARRANTY








MATT SMOKE  
BROWN



LUSTER  
BROWN



BIANCO



CREAMY  
WHITE



**Sweep (MM)**  
600/900/1200



**Power Input (W)**  
70/48/53



**Speed (RPM)**  
800/450/400



**Air Delivery (CMM)**  
120/150/215



LUSTER  
BROWN

# ZOOMER HS

High-speed comfort,  
anytime, anywhere.


Compact, stylish, and powerful—the Zoomer HS fan keeps you feeling fresh and comfortable. Anytime, anywhere.

- High gloss long-lasting paint finish.
- G-tech blades for durability and strength.
- High-speed operation.





SMOKE  
BROWN



CLASSIC  
BLUE



CREAMY  
WHITE



BIANCO



**Sweep (MM)**  
600/900/1200/1400



**Power Input (W)**  
70/48/53/60



**Speed (RPM)**  
800/450/400/300



**Air Delivery (CMM)**  
120/150/215/250



CLASSIC  
BROWN



# JUNO

Powerful cooling  
with a modern edge.

Modern, stylish, and built to last, Juno delivers a powerful airflow that keeps you feeling great, even on the warmest days.


- High gloss long-lasting paint finish.
- Ribbed blades for enhanced durability and better airflow.
- High-speed operation.







CLASSIC  
IVORY



CLASSIC  
WHITE



**Sweep (MM)**  
1200



**Power Input (W)**  
53



**Speed (RPM)**  
380





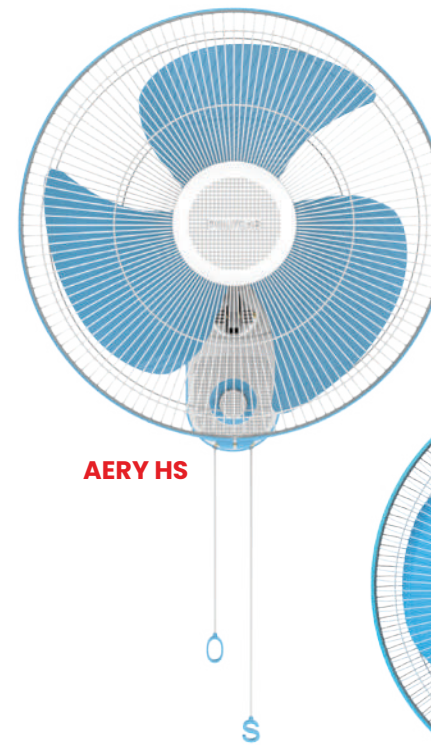
**Air Delivery (CMM)**  
212

# TABLE, PEDESTAL & WALL SERIES



# TABLE, PEDESTAL & WALL SERIES

Stay comfortable your way with Table, Pedestal & Wall fans. Designed to adapt to your needs, they feature multi-angle airflow and easy portability. Lightweight, efficient, and always reliable—stay cool on your terms.





# MARVO

## Versatile cooling, anytime, anywhere.

Adjustable angles and powerful airflow make the Marvo fan the perfect companion for personalized comfort at home or work.

- Kills mosquitoes 2x faster than mosquito repellents.
- Rapid strike technology that kills mosquitoes faster.
- No overheating with thermal overload protection.
- Aerodynamic blades with cutting-edge design.
- Smooth, vibration-free oscillation.

 **Sweep (MM)**  
400

 **Power Input (W)**  
58

 **Speed (RPM)**  
1350

 **Air Delivery (CMM)**  
80



## India's 1<sup>st</sup> Anti-Mosquito Pedestal Fan



KILLS MOSQUITOES  
**2 X FASTER**  
WITH RAPID  
STRIKE TECHNOLOGY



SKY BLUE

**2** YEARS  
WARRANTY





# ELANZA

## Portable comfort, powerful performance.

The Elanza TPW fan delivers strong, consistent airflow in a portable package, perfect for home, work, or travel.

- 5 aerodynamic blades for higher air thrust.
- 3 speed settings for better convenience.
- Copper winding heavy duty motor.
- Low noise operation with high-quality plastic blades.
- No overheating with thermal overload protection.
- Smooth vibration-free oscillation.
- Strong and sturdy base.



WHITE  
GREY



**Sweep (MM)**  
400



**Power Input (W)**  
60



**Speed (RPM)**  
1350



**Air Delivery (CMM)**  
70

**2 YEARS**  
WARRANTY

# AERY & AERY HS

## Compact, Powerful & Built for Everyday Comfort

Stay cool everywhere you go with Aery and Aery HS. These lightweight, high-speed fans deliver powerful airflow in a compact design.




- Aerodynamic blades boost air thrust for better cooling.
- 3 speed settings offer personalized comfort.
- High-quality plastic blades ensure quiet operation.
- Thermal overload protection prevents overheating.
- Smooth oscillation distributes airflow evenly.
- Aery is lightweight and easy to carry.
- Aery HS has a sturdy base for stability.

 **Sweep (MM)**  
400

 **Power Input (W)**  
58/110

 **Speed (RPM)**  
1350/2100

 **Air Delivery (CMM)**  
80/95



**2 YEARS**  
WARRANTY

\*All 5 colors are available in Normal and High Speed



# AERY PLUS & AERY PLUS HS

Compact, powerful and effortlessly cool

Designed for those who need efficient cooling in a compact form, Aery Plus & Aery Plus HS deliver powerful airflow while maintaining a sleek and lightweight design.


- Aerodynamically designed blades for higher air thrust.
- 3 speed settings for better convenience.
- Copper winding heavy duty motor.
- Low noise operation with high-quality plastic blades.
- No overheating with thermal overload protection.
- Smooth oscillation with turbulent free operation.

 **Sweep (MM)**  
400


 **Power Input (W)**  
60/120

 **Speed (RPM)**  
1300/2150


 **Air Delivery (CMM)**  
70/90




SKY BLUE




WHITE




WALL



WALL



TABLE



TABLE



PEDESTAL



PEDESTAL



NEW LAUNCH

**2 YEARS**  
WARRANTY

\*All 2 colors are available in Normal and High Speed

# AEROBLISS

## Metal wall fan

The AeroBliss Metal Wall Fan combines industrial strength with modern aesthetics, offering a perfect balance of power and style for any room.

- Aerodynamically designed metal blades for higher air thrust.
- 3 speed settings and pull cord mechanism for on/off.
- Copper winding heavy duty motor.
- Low noise operation with high-quality blades.
- No overheating with thermal overload protection.
- Up and down tilt mechanism.

 **Sweep (MM)**  
450

 **Power Input (W)**  
105

 **Speed (RPM)**  
1400

 **Air Delivery (CMM)**  
110



**BLACK  
CHROME**

**2 YEARS**  
WARRANTY



A woman with her hair in a bun, wearing a white dress, is holding a large, flowing white fabric that drapes around her. The entire image is overlaid with a semi-transparent red filter. The text is positioned on the left side of the image.

# MULTI-PURPOSE SERIES

Experience the perfect blend of power and versatility with our Multi-Purpose fan range. Whether you're relaxing at home or tackling a busy day, these fans ensure a refreshing breeze wherever life takes you.

# CUTIE

Small yet mighty.  
Cool anytime, anywhere.

The Cutie fan is small enough to fit anywhere but mighty enough to keep you feeling great.

- Rust-proof plastic body.
- Sleek and sturdy design.
- Portable and lightweight.



**Sweep (MM)**  
225



**Power Input (W)**  
50



**Speed (RPM)**  
2600



**Air Delivery (CMH)**  
1750



BLACK

**2 YEARS**  
WARRANTY



# FANTASY

## Cooling with a Touch of Imagination.

Designed to elevate your space, the Fantasy fan is your perfect companion for creating a cozy and inviting atmosphere.

- Aerodynamically designed blades for higher air thrust.
- Low noise operation with high-quality plastic blades.
- Ideal for mounting on low-height ceilings and cabins.



**Sweep (MM)**  
300



**Power Input (W)**  
72



**Speed (RPM)**  
2300



**Air Delivery (CMM)**  
65



WHITE

**2 YEARS**  
WARRANTY

A monochromatic red image featuring a woman in a long, flowing dress. She is positioned on the right side, with her arms outstretched horizontally. Her head is tilted back, and her eyes are closed. The dress is voluminous and has many folds, creating a sense of movement. The background is a solid, vibrant red. On the left side, the words "EXHAUST" and "SERIES" are written in white, bold, sans-serif capital letters, stacked vertically.

# EXHAUST

## SERIES





**FRESHLY  
PRIME BLD**



**FRESHLY PRIME  
PREMIUM**



**AIROFRESH**



**FRESHNER NEO HS**



**FRESHNER NEO**




**FRESHNER AXIAL**



**FRESHNER ES METAL**



**FRESHNER ES  
REVERSIBLE**



**SUPERB  
EXHAUST**

# EXHAUST series

Keep your spaces fresh and odor-free with our Exhaust fan range. Designed for superior ventilation, these fans efficiently remove stale air, smoke, and humidity, ensuring a healthier environment. With durable construction and quiet operation, they are perfect for kitchens, bathrooms, and industrial spaces. Choose Exhaust fans for clean and efficient air circulation.

# FRESHLY PRIME BLDC

Smart efficiency,  
fresh air always.

The Freshly Prime BLDC fan combines modern innovation with timeless comfort. Its quiet, powerful airflow ensures your home stays fresh and relaxing, no matter the weather outside.

- Energy-efficient BLDC motor.
- Sleek and sturdy design with an inbuilt shutter.
- High-speed operations.
- High air suction with silent operation.
- Easy to clean and mount.



**Sweep (MM)**  
150



**Power Input (W)**  
6



**Speed (RPM)**  
2100



**Air Delivery (CMH)**  
280



WHITE



NEW LAUNCH

**2** YEARS  
WARRANTY

# FRESHLY PRIME PREMIUM

Sleek design,  
superior ventilation.

The Freshly Prime BLDC fan combines modern innovation with timeless comfort. Its quiet, powerful airflow ensures your home stays fresh and relaxing, no matter the weather outside.

- Sleek and sturdy design with an inbuilt shutter.
- High-speed operations.
- High air suction with silent operation.
- Easy to clean and mount.
- Thermal overload protection.



**Sweep (MM)**  
150



**Power Input (W)**  
18



**Speed (RPM)**  
2300



**Air Delivery (CMH)**  
300



CLASSIC  
WHITE



NEW LAUNCH

**2** YEARS  
WARRANTY



STEEL



WHITE

# AIROFRESH

Elegant design,  
enhanced ventilation.

Keep your spaces fresh and odor-free with the Airofresh exhaust fan. Designed for superior ventilation, it efficiently removes stale air and humidity, ensuring a healthier atmosphere.

- Energy efficient motor.
- Sleek and sturdy design.
- High-speed operations.
- High air suction with silent operation.
- Easy to clean and mount.



**Sweep (MM)**  
100/150



**Power Input (W)**  
15/22



**Speed (RPM)**  
2600/2400



**Air Delivery (CMH)**  
125/275

**2 YEARS**  
WARRANTY



# FRESHNER NEO

## Fresh air, Every moment.

Goodbye, stuffy spaces. The Freshner Neo exhaust fan delivers strong, reliable airflow to keep your home feeling fresh and inviting.

- Sleek and sturdy design with an inbuilt shutter.
- High air suction with silent operation.
- Easy to clean and mount.
- Energy efficient motor.



**Sweep (MM)**  
150/220/250




**Power Input (W)**  
22/30/35



**Speed (RPM)**  
1400/1350/1300



**Air Delivery (CMH)**  
320/500/830



WHITE



BLACK


**2 YEARS**  
WARRANTY



BLACK



WHITE



# FRESHNER NEO HS

## High-speed ventilation for every room.

High-speed ventilation for fresher living. The Freshner Neo HS exhaust fan keeps your home odor-free with powerful, efficient airflow.

- Energy efficient motor.
- Sleek and sturdy design with an inbuilt shutter.
- High-speed operations.
- High air suction with silent operation.
- Easy to clean and mount.



**Sweep (MM)**  
150/200



**Power Input (W)**  
36/50



**Speed (RPM)**  
2600/2300



**Air Delivery (CMH)**  
485/775

**2 YEARS**  
WARRANTY

# FRESHNER AXIAL

Modern design,  
maximum ventilation.

Powerful ventilation, sleek design. The Freshner Axial exhaust fan effectively removes stale air and odors, making every space more breathable.

- Energy efficient motor.
- High-speed operations.
- High air suction with silent operation.
- Easy to clean and mount.



**Sweep (MM)**  
150



**Power Input (W)**  
18



**Speed (RPM)**  
2300



**Air Delivery (CMH)**  
300




WHITE



BLACK



**2 YEARS**  
WARRANTY



# FRESHNER ES METAL

Heavy-duty performance,  
built to last.

Designed for efficient air circulation, the Freshner ES Metal exhaust fan ensures fresh, clean, and odor-free environments with its durable metal build and high-performance motor. Available in three size variants—150mm, 225mm, and 225mm (Normal Speed).

- Anti-corrosive body and heavy-duty motor.
- High-speed operations.
- High air suction with silent operation.
- Easy to clean and mount.
- Aerodynamic blades with cutting-edge design.
- Bird guard for protection.



**Sweep (MM)**  
150/225/300



**Power Input (W)**  
55/60/55



**Speed (RPM)**  
2500/2300/1400



**Air Delivery (CMH)**  
600/700/1050



GOLD  
BLACK

**2 YEARS**  
WARRANTY




# FRESHNER REVERSIBLE

## Two-way ventilation, total control.

Two-way airflow, double the freshness. The Freshner Reversible exhaust fan adapts to your needs—intake or exhaust, for complete ventilation control.

- Reversible 2 in 1 mode.
- High-speed operations.
- High air suction with silent operation.
- Easy to clean and mount.
- Aerodynamic blades with cutting-edge design.
- Anti-corrosive body and heavy-duty motor.



GOLD  
BLACK



**Sweep (MM)**  
225



**Power Input (W)**  
60



**Speed (RPM)**  
2400





**Air Delivery (CMH)**  
850

**2 YEARS**  
WARRANTY



SILVER  
GREY



# SUPERB EXHAUST

Powerful ventilation,  
cleaner air.

Supercharged ventilation for a cleaner home.  
The Superb Exhaust fan ensures steady airflow, keeping your space fresh and free of unwanted odors.

- Anti-corrosive body and heavy-duty motor.
- High-speed operations.
- High air suction with silent operation.
- Easy to clean and mount.
- Thermal overload protector.
- Aerodynamic blades with cutting-edge design.



**Sweep (MM)**  
300/380/450



**Power Input (W)**  
90/160/250



**Speed (RPM)**  
1400/1400/1400



**Air Delivery (CMH)**  
1710/3250/6120

**1** YEAR  
WARRANTY

# FARRATA

## SERIES







# **FARRATA**

## **SERIES**





**AFRESH NEO**



**AEROBLISS**



**SUNAMI**



**THUNDERSTORM NEO**

Our Farrata fans are built for heavy-duty performance, making them ideal for large spaces and industrial settings. With powerful motors and robust construction, these fans deliver maximum airflow to keep you cool and comfortable. Perfect for warehouses, events, and outdoor spaces, Farrata fans provide reliable and efficient cooling on a grand scale.

# SUNAMI

## Industrial strength, unmatched airflow.

Turn up the power, feel the difference. Sunami fans are designed to move air like a force of nature, keeping you comfortable in even the most demanding spaces.

- Aerodynamic blades for higher air thrust.
- Strong and sturdy base.
- Heavy-duty motor with high performance.
- Low noise operation with high-quality blades.
- No overheating with thermal overload protection.



**Sweep (MM)**  
500



**Power Input (W)**  
140



**Speed (RPM)**  
1380



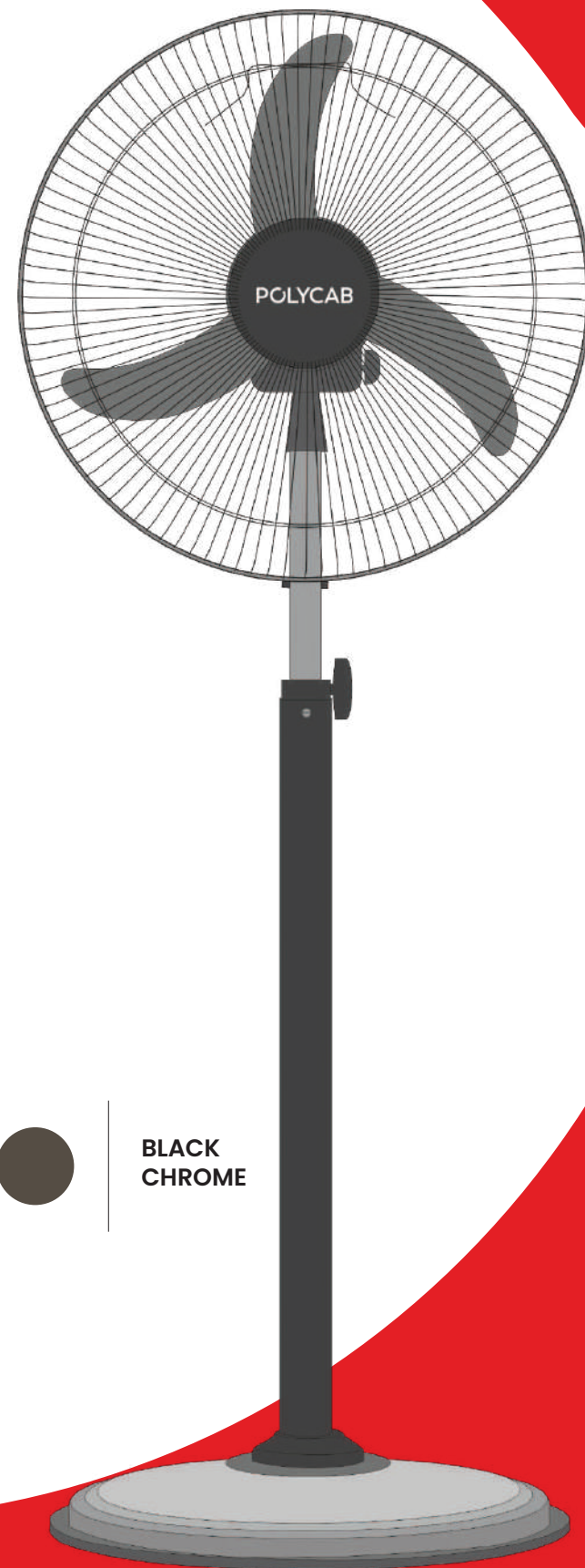
**Air Delivery (CMM)**  
120



**BLACK  
CHROME**



**2 YEARS**  
WARRANTY



# AFRESH NEO

## Unstoppable for large spaces.

Big spaces need big cooling. The Afresh Neo fan delivers maximum airflow with industrial-strength performance—perfect for when you need cooling on a grand scale.

- Aerodynamic blades for higher air thrust.
- Strong and sturdy base.
- No overheating with thermal overload protection.
- Low noise operation with high-quality blades.
- Smooth oscillation with turbulent free operation.

---

 **Sweep (MM)**  
400

---

 **Power Input (W)**  
105

---

 **Speed (RPM)**  
2150

---

 **Air Delivery (CMM)**  
90

**2 YEARS**  
WARRANTY



# AEROBLISS

## Heavy-duty reliable performance.

Built to perform, designed to last. The Aerobliss Farrata fan brings powerful airflow to large spaces, creating a refreshing atmosphere with unmatched reliability.

- Aerodynamic aluminium blades for higher air thrust.
- Strong and sturdy base.
- Low noise operation with high-quality blades.
- No overheating with thermal overload protection.
- Smooth oscillation with turbulent free operation.



**Sweep (MM)**  
450



**Power Input (W)**  
105



**Speed (RPM)**  
1400



**Air Delivery (CMM)**  
110



**BLACK  
CHROME**

**2 YEARS**  
WARRANTY





# THUNDERSTORM NEO

## Ultimate power.

When the heat is on, ThunderStorm Neo has your back. With its robust build and unmatched power, it's built to tackle even the most intense moments.

- Aerodynamic blades for higher air thrust.
- Strong and sturdy base.
- Heavy-duty motor with high performance.
- Low noise operation with high-quality blades.
- No overheating with thermal overload protection.



**Sweep (MM)**  
500



**Power Input (W)**  
140



**Speed (RPM)**  
1380



**Air Delivery (CMM)**  
120



**NEW LAUNCH**

**2 YEARS**  
WARRANTY

Category	Star Rating	Sweep (MM)	Power Input(W)	Speed (RPM)	Air Delivery (CMM)	Color Variants
BLDC Series						
Silencio Cruiser Prime	5	1200	40	280	265	Walnut Wood, Matt Black, White
Silencio Cruiser	5	1200	38	310	245	White Chrome, White Rosegold, Walnut Wood Copper
Silencio Mini LED	5	1200	35	380	235	Matt Onyx Black, Matt Snow White, Honey Gold, Titanium Grey, Cocoa Bronze, Earth Brown, Pastel Ivory, Everest White
Silencio Mini DLX	5	1200	35	380	235	Black Gold Dziner, Titanium Grey, Maple Wood, Satin White, Midnight Black, Mocha Brown
Silencio Mini	5	600/900/1200	32/30/35	820/450/380	120/160/235	Natural Wood, Natural Walnut Wood, Pearl Brown, Pearl Beige, Birkin Gold, Cool Grey, Espresso Brown, Matt Black, Matt Satin White, Luster Brown
Elanza Neo BLDC	5	1200	35	370	225	Midnight Black, Snow White Rosegold
Zoomer Prime BLDC	5	1200	32	370	225	Silky White, Metallic Copper, Metallic Smoke Brown, Beige Rosegold
Airika	5	1200	32	350	225	Luster Brown, White
Aria 32	5	1200	32	350	225	Luster Brown, White
Super Premium Series						
Divina UL5 BLDC	5	1230	42	340	215	Walnut Wood, Classic White
Divina BLDC	3	1200	42	340	215	Antique Copper Rosewood
Superia SP02 BLDC	3	1200	42	340	215	Antique Copper Rosewood
Superia SP04 BLDC	3	1200	42	340	215	Antique Copper Rosewood
Poise BLDC	3	1200	42	340	215	Nickel Black Darkwood
Superia Lite SP01	1	1200	50	340	210	Antique Copper Rosewood, Antique Brass Rosewood, White
Superia Quadro	1	1200	50	340	210	Antique Copper Rosewood
Superia Petal	1	1200	50	340	210	Antique Copper Rosewood
Superia Megna	1	1200	50	340	210	Antique Copper Rosewood
Superia SP07	1	1200	50	340	210	Antique Copper
Superia SP03		800	70	340	200	Antique Copper Rosewood
Superia SP06		600	65	800	100	Antique Copper Rosewood

Category	Star Rating	Sweep (MM)	Power Input(W)	Speed (RPM)	Air Delivery (CMM)	Color Variants
Premium Series						
Silencio Cruiser Prime	1	1200	70	310	280	Matt Black, Walnut Wood, White
AeroGlam	1	1200	55	370	230	Everest White, Ash Grey, Champagne Gold, Onyx Black, Everest White Gold
Elanza Neo	1	1200	55	370	225	Luxe Gold Copper, Dark Brown Copper, Espresso Brown Copper, Pearl White Wood, Snow White Rosegold, Sapphire Blue Silver, Titanium Grey
Eleganz Pearl Designer 2.0	1	1200	55	370	225	Mocha Brown Dziner Hazel Brown, Magma Brown, Luxe Gold, Snow White
Eleganz Plus	1	1200	55	370	220	Pearl Rosewood, Pearl White, Espresso Brown, Pearl Silver, Indigo Blue, Birkin Gold
AeroBliss	1	1200	55	370	225	Cocoa Bronze, Everest White, Ash Grey, Honey Gold, Matt Onyx Black
Aero Ultraspeed DLX	1	1200	59	380	241	Hazel Brown, Titanium Grey, Pearl White
Vital Petal	1	1200	53	400	215	Mystic Gold, Metallic Orchid Green, Metallic Rosegold, Metallic Daisy White, Metallic Grey, Espresso Brown
Elanza Prime	1	1200	55	370	220	Pearl White Rosegold, Pearl Ivory, Pearl Copper, Pearl Brown, Indigo Blue, Birkin Gold
Amaze DLX Plus	1	1200	55	360	225	Smoke Brown Copper, Beige Rosegold, Matt White, Classic Ivory
Vital Plus	1	1200	53	400	215	Satin White, Metallic Roast Coffee, Jaco Bean, Metallic Copper
Standard Series						
Aero Ultraspeed	1	1200	59	380	241	Cocoa Bronze, Matt White, Pearl Brown, Matt Black
Vital HS	1	900/1200	48/53	450/400	150/215	Pearl Brown, Matt Black, Matt Satin White, Matt Blanco
Amaze Plus	1	1200	55	370	225	Opal White, Luster Brown, Classic Ivory, Matt Black

Category

Star  
Rating

Sweep  
(MM)

Power  
Input(W)

Speed  
(RPM)

Air Delivery  
(CMM)

Color  
Variants

Highspeed  
Series

Zoomer Prime

1

600/900/1200

70/48/53

800/450/400

120/150/215

Beige Rosegold, Choco Brown, Metallic Cool Grey, Metallic Copper, Matt Smoke Brown, Silky White, Metallic Smoke Brown

Ambiance

1

1200

53

380

215

Hazel Brown, Magma Brown, Honey Gold, Cocoa Brown, Classic White, Metallic Smoke Brown

Zoomer DLX

1

600/900/1200

70/48/53

800/450/400

120/150/215

Smoke Brown, Matt Smoke Brown, Luster Brown, Bianco, Creamy White

Zoomer HS

1

600/900/1200/1400

70/48/53/60

800/450/400/300

120/150/215/250

Luster Brown, Smoke Brown, Classic Blue, Creamy White, Bianco

Juno

1

1200

53

380

212

Classic Brown, Classic Ivory, Classic White

Table, Pedestal  
& Wall Series

Marvo – Pedestal

400

58

1350

80

Sky Blue

Elanza  
Wall/Table/Pedestal

400

60

1350

70

White Grey

Aery HS  
Wall/Table/Pedestal

400

110

2100

95

Sky Blue, Blue, White, Black, Turquoise Blue

Aery  
Wall/Table/Pedestal

400

58

1350

80

Turquoise Blue, Sky Blue, Blue, White, Black

AeroBliss Metal Wall Fan

450

105

1400

110

Black Chrome

Aery Plus  
Wall/Table/Pedestal

400

60

1300

70

Blue, Sky Blue, White

Aery Plus HS  
Wall/Table/Pedestal

400

120

2150

120

Blue, Sky Blue, White



Category

Star  
Rating

Sweep  
(MM)

Power  
Input(W)

Speed  
(RPM)

Air Delivery  
(CMM/CMH)

Color  
Variants

Multipurpose  
Series

Cutie		225	50	2600	1750	Black
Fantasy		300	72	2300	65	White

Exhaust Series

Freshly Prime BLDC		150	6	2100	280	White
Freshly Prime Premium		150	18	2300	300	Classic White
Airofresh		100/150	15/22	2600/2400	125/275	Steel, White
Freshner NEO		150/220/250	22/30/35	1400/1350/1300	320/500/830	White, Black
Freshner NEO HS		150/200	36/50	2600/2300	485/775	Black, White
Freshner Axial		150/300/225	18	2300	300	White, Black
Freshner ES Metal		150/225/300	55/60/55	2500/2300/1400	600/700/1050	Gold Black
Freshner ES Reversible		225	60	2400	850	Gold Black
Superb Exhaust		300/380/450	90/160/250	1400/1400/1400	1710/3250/6120	Silver Grey

Farrata Series

Sunami		500	140	1380	120	Black Chrome
Afresh Neo		400	105	2150	90	Black Chrome
AeroBliss		450	105	1400	110	Black Chrome
Thunderstorm NEO		500	140	1380	120	Grey

A woman in a flowing, light-colored dress is shown from the waist up, with her arms raised and hands clasped above her head. She is looking down and to the left. The entire image is overlaid with a semi-transparent red filter. The text is positioned on the left side of the image.

# BEYOND FANS

EXPLORE THE POLYCAB UNIVERSE

# POLYCAB

## LIGHTING

### Innovative Lighting for Brighter Living

Polycab Lighting is redefining modern illumination with innovative solutions that bring brighter living to every space. Our extensive range combines state-of-the-art LED technology with sleek contemporary design, offering exceptional brightness and energy efficiency. From creating warm, inviting ambiances at home to delivering precision lighting in offices and industrial spaces, our products are designed for both aesthetics and functionality. From ambient fixtures that create a warm, inviting atmosphere in homes to powerful, precision lighting systems that enhance productivity in offices and industrial spaces, our solutions are engineered to meet the evolving demands of modern living.

Quality and durability lie at the heart of our mission. We continually integrate the latest technological advancements and design trends into our products, allowing us to offer not only cutting-edge performance but also environmentally responsible solutions. This commitment to quality and innovation ensures that every ray of light from Polycab Lighting is a step towards a smarter, more sustainable future. Choose Polycab Lighting to illuminate your surroundings with elegance, efficiency, and a promise of enduring brilliance—because every space deserves to shine brighter.




# POLYCAB

## SWITCHES

### Switch on the Wow

Polycab redefines modern living with its innovative switch solutions, combining style, safety, and seamless functionality. With an extensive collection under three distinct ranges—Etira, Fabelle, and Levana—Polycab offers switches designed to elevate every space. Whether it's the minimalistic elegance or the luxurious appeal, the range embodies superior craftsmanship, durability, and aesthetic finesse. Built with cutting-edge technology and premium materials, Polycab switches ensure reliability, long life, and a refined touch to any interior. Designed for modern homes and commercial spaces, they blend sophistication with performance, making every interaction effortless and enhancing everyday living.

**Features:**  
**Assured Safety, 1 Lac+ Clicks, Aesthetically Designed, Soft Click Switches,**  
**Precision Engineering, Vertical & Horizontal Orientation.**





# POLYCAB

## SWITCHGEARS

### Assurance of a Safe Life

Polycab Switchgear embodies a commitment to safety, reliability, and innovation, ensuring seamless electrical protection for homes, businesses, and industries. With a diverse portfolio of meticulously engineered solutions—including MCBs, RCCBs, Isolators, and Distribution Boards—Polycab safeguards electrical circuits against overloads, short circuits, and leakages. Designed for effortless installation and robust performance, each product is rigorously tested beyond industry standards to deliver uncompromised safety and longevity. Whether for residential, commercial, or industrial applications, Polycab Switchgear blends precision with peace of mind, reinforcing its promise of quality and protection in every connection.

#### Features:

**Assured Safety, 7 Years Warranty and Flame Retardant Body.**




# POLYCAB

## WIRES

### Your Connection to a Safer Future

Polycab Wires are designed for exceptional durability and safety, setting the standard for electrical wiring. With a commitment to innovation and quality, Polycab ensures long-lasting performance, making it the preferred choice across residential, commercial, and industrial sectors. The brand offers products under names like **PolycabMaxima+ Green Wires**, **PolycabSuprema with E-Beam Technology**, **PolycabOptima+**, **PolycabPrimma**, and **Etira by Polycab**, each guaranteeing superior safety, eco-friendliness, and durability compared to standard wires.

- **Superior Quality Materials:** Polycab uses 99.97% pure copper conductors for optimal conductivity and minimal power loss, along with high-quality PVC insulation that resists heat, chemicals, and abrasion.
- **Enhanced Safety Features:** Polycab wires are designed to prevent fire spread, emitting minimal smoke and toxic gases, thus safeguarding lives and property.
- **Long-Lasting Performance:** Built to withstand harsh conditions, Polycab wires require less frequent replacement and maintenance.
- **Global Compliance:** Meeting International standards like RoHS, REACG and amp; BIS standards, Polycab wires offer reliable, worldwide safety and quality.
- **Eco-Friendly Manufacturing:** Polycab is committed to sustainability, using eco-friendly processes and materials in wire production.



# POLYCAB

Corporate Office:  
POLYCAB INDIA LIMITED  
#29, The Ruby, 21<sup>st</sup> Floor, Senapati Bapat Marg,  
Tulsi Pipe Road, Dadar (West),  
Mumbai - 400 028, Maharashtra (India)  
Ph.: +91-22-2432 7070/4, 6735 1400  
For Sales Enquiry: [enquiry@polycab.com](mailto:enquiry@polycab.com)  
For Customer Service: [customercare@polycab.com](mailto:customercare@polycab.com)  
Toll-free No.: 1800 267 0008  
☎ +91 73044 85540  
Website: [www.polycab.com](http://www.polycab.com)



**INSTANT SCAN  
INSTANT MONEY**

Join the EXPERTS APP by scanning the QR code.  
Only for retailers and electricians.



Scan here  
to download  
digital  
catalogue

Disclaimer - Product Images are for representation purposes only. While every effort has been taken to ensure that all product descriptions, specifications and images are correct, this catalogue should not be considered as the ultimate guide due to variables in production process. As per standard specifications IS 374 & IS 302, there can be tolerance of 10% on Wattage and Speed.